



Location: CMA1b - Harbour Grand Hotel Boundary Wall

Report on 24-hour TSP monitoring

Action Level ($\mu\text{g}/\text{m}^3$) - 176.7

Limit Level ($\mu\text{g}/\text{m}^3$) - 260

Date	Sampling Time	Weather Condition	Filter paper no.	Filter Weight, g		Elapse Time, hr		Sampling Time, hr	Flow Rate, m^3/min			Total Volume, m^3	TSP Level, $\mu\text{g}/\text{m}^3$
				Initial	Final	Initial	Final		Initial, Q_{si}	Final, Q_{sf}	Average		
29-Sep-18	8:00	Fine	27563	2.6388	2.7004	12487.89	12511.89	24.00	1.19	1.19	1.19	1718	35.9
5-Oct-18	8:00	Fine	27637	2.6669	2.7365	12514.89	12538.89	24.00	1.19	1.20	1.19	1721	40.4
11-Oct-18	8:00	Cloudy	27699	2.6975	2.7720	12541.89	12565.89	24.00	1.20	1.20	1.20	1733	43.0
18-Oct-18	14:03	Cloudy	26581	2.6776	2.7579	12571.89	12595.89	24.00	1.20	1.20	1.20	1731	46.4
22-Oct-18	8:00	Cloudy	27786	2.6660	2.7689	12595.89	12619.89	24.00	1.18	1.18	1.18	1704	60.4

Remarks: Due to interruption of electricity, the 24hr TSP was rescheduled from 16 October 2018 to 18 October 2018.

Report on 1-hour TSP monitoring

Action Level ($\mu\text{g}/\text{m}^3$) - 320.1

Limit Level ($\mu\text{g}/\text{m}^3$) - 500

Date	Sampling Time	Weather Condition	Filter paper no.	Filter Weight, g		Elapse Time, hr		Sampling Time, hr	Flow Rate, m^3/min			Total Volume, m^3	TSP Level, $\mu\text{g}/\text{m}^3$
				Initial	Final	Initial	Final		Initial, Q_{si}	Final, Q_{sf}	Average		
2-Oct-18	9:05	Fine	27651	2.6988	2.7070	12511.89	12512.89	1.00	1.20	1.20	1.20	72	114.2
2-Oct-18	10:35	Fine	27608	2.6684	2.6757	12512.89	12513.89	1.00	1.20	1.20	1.20	72	101.7
2-Oct-18	13:00	Fine	27639	2.6817	2.6883	12513.89	12514.89	1.00	1.20	1.20	1.20	72	92.0
6-Oct-18	13:00	Fine	27631	2.6741	2.6816	12538.89	12539.89	1.00	1.20	1.20	1.20	72	104.6
6-Oct-18	14:02	Fine	27683	2.6957	2.7050	12539.89	12540.89	1.00	1.20	1.20	1.20	72	129.7
6-Oct-18	16:40	Fine	27625	2.6751	2.6827	12540.89	12541.89	1.00	1.20	1.20	1.20	72	106.0
12-Oct-18	8:45	Cloudy	27721	2.6708	2.6766	12565.89	12566.89	1.00	1.20	1.20	1.20	72	80.4
12-Oct-18	10:00	Cloudy	27688	2.7634	2.7645	12566.89	12567.89	1.00	1.20	1.20	1.20	72	15.2
12-Oct-18	13:00	Cloudy	27685	2.6950	2.6973	12567.89	12568.89	1.00	1.20	1.20	1.20	72	31.9
18-Oct-18	9:00	Cloudy	27744	2.6644	2.6758	12568.89	12569.89	1.00	1.20	1.20	1.20	72	158.0
18-Oct-18	10:15	Cloudy	25166	2.6549	2.6724	12569.89	12570.89	1.00	1.20	1.20	1.20	72	242.5
18-Oct-18	13:00	Cloudy	25582	2.6844	2.6876	12570.89	12571.89	1.00	1.20	1.20	1.20	72	44.3
23-Oct-18	9:00	Cloudy	27888	2.6999	2.7036	12619.89	12620.89	1.00	1.18	1.18	1.18	71	52.1
23-Oct-18	10:55	Cloudy	27901	2.6562	2.6604	12620.89	12621.89	1.00	1.18	1.18	1.18	71	59.1
23-Oct-18	13:00	Cloudy	27896	2.6681	2.6701	12621.89	12622.89	1.00	1.18	1.18	1.18	71	28.2



Location: CMA2a - Causeway Bay Community Centre

Report on 24-hour TSP monitoring
 Action Level ($\mu\text{g}/\text{m}^3$) - 169.5
 Limit Level ($\mu\text{g}/\text{m}^3$) - 260

Date	Sampling Time	Weather Condition	Filter paper no.	Filter Weight, g		Elapse Time, hr		Sampling Time, hr	Flow Rate, m^3/min			Total Volume, m^3	TSP Level, $\mu\text{g}/\text{m}^3$
				Initial	Final	Initial	Final		Initial, Q_{si}	Final, Q_{sf}	Average		
29-Sep-18	8:00	Fine	27562	2.6603	2.7620	22061.47	22085.47	24.00	1.19	1.19	1.19	1719	59.2
5-Oct-18	8:00	Fine	27638	2.6738	2.9178	22088.47	22112.47	24.00	1.20	1.20	1.20	1722	141.7
11-Oct-18	8:00	Cloudy	27700	2.6988	2.8421	22115.47	22139.47	24.00	1.21	1.21	1.21	1737	82.5
16-Oct-18	8:00	Cloudy	27728	2.6449	2.7669	22142.47	22166.47	24.00	1.20	1.20	1.20	1731	70.5
22-Oct-18	8:00	Cloudy	27154	2.6786	2.8738	22169.47	22193.47	24.00	1.29	1.29	1.29	1860	105.0

Report on 1-hour TSP monitoring
 Action Level ($\mu\text{g}/\text{m}^3$) - 323.4
 Limit Level ($\mu\text{g}/\text{m}^3$) - 500

Date	Sampling Time	Weather Condition	Filter paper no.	Filter Weight, g		Elapse Time, hr		Sampling Time, hr	Flow Rate, m^3/min			Total Volume, m^3	TSP Level, $\mu\text{g}/\text{m}^3$
				Initial	Final	Initial	Final		Initial, Q_{si}	Final, Q_{sf}	Average		
2-Oct-18	9:10	Fine	27650	2.6970	2.7090	22085.47	22086.47	1.00	1.20	1.20	1.20	72	167.0
2-Oct-18	10:20	Fine	27609	2.6639	2.6794	22086.47	22087.47	1.00	1.20	1.20	1.20	72	215.7
2-Oct-18	13:00	Fine	27640	2.6853	2.6964	22087.47	22088.47	1.00	1.20	1.20	1.20	72	154.5
6-Oct-18	13:00	Fine	27630	2.6791	2.6915	22112.47	22113.47	1.00	1.20	1.20	1.20	72	172.8
6-Oct-18	14:05	Fine	27684	2.6819	2.6957	22113.47	22114.47	1.00	1.20	1.20	1.20	72	192.3
6-Oct-18	16:45	Fine	27624	2.6739	2.6869	22114.47	22115.47	1.00	1.20	1.20	1.20	72	181.1
12-Oct-18	8:40	Cloudy	27716	2.7011	2.7139	22139.47	22140.47	1.00	1.21	1.21	1.21	72	177.0
12-Oct-18	9:56	Cloudy	27689	2.6980	2.7080	22140.47	22141.47	1.00	1.21	1.21	1.21	72	138.3
12-Oct-18	13:00	Cloudy	27727	2.6633	2.6699	22141.47	22142.47	1.00	1.21	1.21	1.21	72	91.3
18-Oct-18	8:20	Cloudy	27459	2.6601	2.6636	22166.47	22167.47	1.00	1.20	1.20	1.20	72	48.4
18-Oct-18	9:23	Cloudy	27692	2.7054	2.7103	22167.47	22168.47	1.00	1.20	1.20	1.20	72	67.8
18-Oct-18	10:25	Cloudy	25873	2.6560	2.6680	22168.47	22169.47	1.00	1.20	1.20	1.20	72	166.0
23-Oct-18	9:05	Cloudy	27889	2.7086	2.7186	22193.47	22194.47	1.00	1.29	1.29	1.29	78	129.0
23-Oct-18	11:00	Cloudy	27902	2.6555	2.6634	22194.47	22195.47	1.00	1.29	1.29	1.29	78	101.9
23-Oct-18	13:00	Cloudy	27895	2.6451	2.6502	22195.47	22196.47	1.00	1.29	1.29	1.29	78	65.8



Location: CMA3a - CWB PRE Site Office Area

Report on 24-hour TSP monitoring

Action Level ($\mu\text{g}/\text{m}^3$) - 171

Limit Level ($\mu\text{g}/\text{m}^3$) - 260

Date	Sampling Time	Weather Condition	Filter paper no.	Filter Weight, g		Elapse Time, hr		Sampling Time, hr	Flow Rate, m^3/min			Total Volume, m^3	TSP Level, $\mu\text{g}/\text{m}^3$
				Initial	Final	Initial	Final		Initial, Q_{si}	Final, Q_{sf}	Average		
29-Sep-18	8:00	Fine	27658	2.6852	2.7949	9498.57	9522.57	24.00	1.13	1.13	1.13	1623	67.6
5-Oct-18	8:00	Fine	27633	2.6907	2.8356	9525.57	9549.57	24.00	1.13	1.13	1.13	1627	89.1
11-Oct-18	8:00	Cloudy	27695	2.6863	2.7584	9552.57	9576.57	24.00	1.08	1.08	1.08	1552	46.5
16-Oct-18	8:00	Cloudy	27729	2.6716	2.7591	9579.57	9603.57	24.00	1.07	1.07	1.07	1546	56.6
22-Oct-18	8:00	Cloudy	27787	2.6765	2.7917	9606.57	9630.57	24.00	1.04	1.04	1.04	1494	77.1

Report on 1-hour TSP monitoring

Action Level ($\mu\text{g}/\text{m}^3$) - 311.3

Limit Level ($\mu\text{g}/\text{m}^3$) - 500

Date	Sampling Time	Weather Condition	Filter paper no.	Filter Weight, g		Elapse Time, hr		Sampling Time, hr	Flow Rate, m^3/min			Total Volume, m^3	TSP Level, $\mu\text{g}/\text{m}^3$
				Initial	Final	Initial	Final		Initial, Q_{si}	Final, Q_{sf}	Average		
2-Oct-18	8:50	Fine	27653	2.6868	2.6933	9522.57	9523.57	1.00	1.10	1.07	1.08	65	99.9
2-Oct-18	10:30	Fine	27646	2.6840	2.6870	9523.57	9524.57	1.00	1.07	1.07	1.07	64	46.8
2-Oct-18	13:00	Fine	27641	2.6880	2.6936	9524.57	9525.57	1.00	1.13	1.07	1.10	66	84.8
6-Oct-18	13:00	Fine	27576	2.6676	2.6748	9549.57	9550.57	1.00	1.07	1.07	1.07	64	112.3
6-Oct-18	14:58	Fine	27575	2.6838	2.6923	9550.57	9551.57	1.00	1.07	1.07	1.07	64	132.6
6-Oct-18	16:03	Fine	27626	2.6879	2.6981	9551.57	9552.57	1.00	1.07	1.07	1.07	64	159.1
12-Oct-18	8:20	Cloudy	27714	2.6671	2.6703	9576.57	9577.57	1.00	1.14	1.14	1.14	68	46.8
12-Oct-18	9:45	Cloudy	27726	2.6666	2.6706	9577.57	9578.57	1.00	1.08	1.08	1.08	65	61.9
12-Oct-18	10:55	Cloudy	27686	2.7029	2.7048	9578.57	9579.57	1.00	1.08	1.08	1.08	65	29.4
18-Oct-18	10:37	Cloudy	27818	2.6761	2.6786	9603.57	9604.57	1.00	1.14	1.14	1.14	68	36.6
18-Oct-18	15:07	Cloudy	27817	2.6636	2.6666	9604.57	9605.57	1.00	1.14	1.14	1.14	68	43.9
18-Oct-18	16:30	Cloudy	27815	2.6777	2.6822	9605.57	9606.57	1.00	1.08	1.08	1.08	65	69.7
23-Oct-18	8:45	Cloudy	27890	2.6801	2.6835	9630.57	9631.57	1.00	0.98	0.98	0.98	59	58.1
23-Oct-18	10:35	Cloudy	27886	2.7056	2.7089	9631.57	9632.57	1.00	1.10	1.10	1.10	66	50.0
23-Oct-18	13:00	Cloudy	27898	2.6402	2.6413	9632.57	9633.57	1.00	0.98	0.98	0.98	59	18.8

Location: CMA4a - SPCA

Report on 24-hour TSP monitoring

Action Level ($\mu\text{g}/\text{m}^3$) - 171.2
Limit Level ($\mu\text{g}/\text{m}^3$) - 260

Date	Sampling Time	Weather Condition	Filter paper no.	Filter Weight, g		Elapse Time, hr		Sampling Time, hr	Flow Rate, m^3/min			Total Volume, m^3	TSP Level, $\mu\text{g}/\text{m}^3$
				Initial	Final	Initial	Final		Initial, Q_{si}	Final, Q_{sf}	Average		
29-Sep-18	8:00	Fine	27565	2.6526	2.7771	26317.13	26341.13	24.00	1.27	1.26	1.26	1821	68.4
5-Oct-18	8:00	Fine	27634	2.6723	2.8134	26344.13	26368.13	24.00	1.22	1.22	1.22	1754	80.5
11-Oct-18	8:00	Cloudy	27701	2.6941	2.7719	26371.13	26395.13	24.00	1.28	1.28	1.28	1837	42.4
16-Oct-18	8:00	Cloudy	27745	2.6563	2.7406	26398.13	26422.13	24.00	1.27	1.27	1.27	1832	46.0
22-Oct-18	8:00	Cloudy	27788	2.6651	2.7790	26428.13	26452.13	24.00	1.26	1.26	1.26	1816	62.7

Report on 1-hour TSP monitoring

Action Level ($\mu\text{g}/\text{m}^3$) - 312.5
Limit Level ($\mu\text{g}/\text{m}^3$) - 500

Date	Sampling Time	Weather Condition	Filter paper no.	Filter Weight, g		Elapse Time, hr		Sampling Time, hr	Flow Rate, m^3/min			Total Volume, m^3	TSP Level, $\mu\text{g}/\text{m}^3$
				Initial	Final	Initial	Final		Initial, Q_{si}	Final, Q_{sf}	Average		
2-Oct-18	8:40	Fine	27654	2.6716	2.6808	26341.13	26342.13	1.00	1.27	1.27	1.27	76	120.9
2-Oct-18	10:15	Fine	27647	2.6839	2.6921	26342.13	26343.13	1.00	1.27	1.27	1.27	76	107.8
2-Oct-18	13:00	Fine	27642	2.6861	2.6931	26343.13	26344.13	1.00	1.27	1.27	1.27	76	92.0
6-Oct-18	13:00	Fine	27682	2.7001	2.7072	26368.13	26369.13	1.00	1.27	1.27	1.27	76	93.4
6-Oct-18	14:30	Fine	27629	2.6864	2.6951	26369.13	26370.13	1.00	1.27	1.27	1.27	76	114.4
6-Oct-18	16:15	Fine	27627	2.6835	2.6926	26370.13	26371.13	1.00	1.27	1.27	1.27	76	119.7
12-Oct-18	8:17	Cloudy	27713	2.6744	2.6787	26395.13	26396.13	1.00	1.28	1.28	1.28	77	56.2
12-Oct-18	9:50	Cloudy	27725	2.6734	2.6785	26396.13	26397.13	1.00	1.28	1.28	1.28	77	66.7
12-Oct-18	13:00	Cloudy	27687	2.6898	2.6918	26397.13	26398.13	1.00	1.28	1.28	1.28	77	26.1
18-Oct-18	13:43	Cloudy	27612	2.6697	2.6722	26422.13	26423.13	1.00	1.27	1.27	1.27	76	32.7
18-Oct-18	15:10	Cloudy	27775	2.6772	2.6792	26423.13	26424.13	1.00	1.27	1.27	1.27	76	26.2
18-Oct-18	16:25	Cloudy	27778	2.6716	2.6751	26424.13	26425.13	1.00	1.27	1.27	1.27	76	45.8
23-Oct-18	8:45	Cloudy	27891	2.7166	2.7206	26452.13	26453.13	1.00	1.26	1.26	1.26	76	52.9
23-Oct-18	10:45	Cloudy	27885	2.7079	2.7118	26453.13	26454.13	1.00	1.26	1.26	1.26	76	51.5
23-Oct-18	13:00	Cloudy	27899	2.6688	2.6710	26454.13	26455.13	1.00	1.26	1.26	1.26	76	29.1



Location: CMA5b - Pedestrian Plaza

Report on 24-hour TSP monitoring

Action Level ($\mu\text{g}/\text{m}^3$) - 181

Limit Level ($\mu\text{g}/\text{m}^3$) - 260

Date	Sampling Time	Weather Condition	Filter paper no.	Filter Weight, g		Elapse Time, hr		Sampling Time, hr	Flow Rate, m^3/min			Total Volume, m^3	TSP Level, $\mu\text{g}/\text{m}^3$
				Initial	Final	Initial	Final		Initial, Q_{si}	Final, Q_{sf}	Average		
29-Sep-18	8:00	Fine	27582	2.6556	2.8542	10927.49	10951.49	24.00	1.02	1.02	1.02	1464	135.7
5-Oct-18	8:00	Fine	27636	2.6840	2.9686	10954.49	10978.49	24.00	1.52	1.52	1.52	2184	130.3
11-Oct-18	8:00	Cloudy	27720	2.6886	2.8333	10981.49	11005.49	24.00	1.03	1.03	1.03	1482	97.6
16-Oct-18	8:00	Cloudy	27834	2.7195	2.8598	11008.49	11032.49	24.00	1.02	1.02	1.02	1476	95.1
22-Oct-18	8:00	Cloudy	27812	2.6768	2.7918	11035.49	11059.49	24.00	0.92	0.92	0.92	1320	87.1

Report on 1-hour TSP monitoring

Action Level ($\mu\text{g}/\text{m}^3$) - 332

Limit Level ($\mu\text{g}/\text{m}^3$) - 500

Date	Sampling Time	Weather Condition	Filter paper no.	Filter Weight, g		Elapse Time, hr		Sampling Time, hr	Flow Rate, m^3/min			Total Volume, m^3	TSP Level, $\mu\text{g}/\text{m}^3$
				Initial	Final	Initial	Final		Initial, Q_{si}	Final, Q_{sf}	Average		
2-Oct-18	8:10	Fine	27657	2.6962	2.7101	10951.49	10952.49	1.00	1.02	1.02	1.02	61	227.0
2-Oct-18	9:50	Fine	27652	2.6798	2.6928	10952.49	10953.49	1.00	1.02	1.02	1.02	61	212.3
2-Oct-18	10:55	Fine	27645	2.6763	2.6775	10953.49	10954.49	1.00	1.02	1.02	1.02	61	19.6
8-Oct-18	8:20	Fine	27223	2.6525	2.6709	10978.49	10979.49	1.00	1.02	1.02	1.02	61	300.9
8-Oct-18	13:30	Fine	27698	2.6879	2.7045	10979.49	10980.49	1.00	1.02	1.02	1.02	61	271.5
8-Oct-18	14:40	Fine	27705	2.6911	2.7075	10980.49	10981.49	1.00	1.02	1.02	1.02	61	268.2
12-Oct-18	8:04	Cloudy	27711	2.6897	2.6964	11005.49	11006.49	1.00	1.03	1.03	1.03	62	108.6
12-Oct-18	9:20	Cloudy	27722	2.6796	2.6939	11006.49	11007.49	1.00	1.03	1.03	1.03	62	231.7
12-Oct-18	13:00	Cloudy	27703	2.6756	2.6896	11007.49	11008.49	1.00	1.03	1.03	1.03	62	226.8
18-Oct-18	14:00	Cloudy	27611	2.6734	2.6840	11032.49	11033.49	1.00	1.03	1.03	1.03	62	171.8
18-Oct-18	15:15	Cloudy	27776	2.6714	2.6820	11033.49	11034.49	1.00	1.03	1.03	1.03	62	171.8
18-Oct-18	16:37	Cloudy	27779	2.6769	2.6873	11034.49	11035.49	1.00	1.03	1.03	1.03	62	168.6
23-Oct-18	8:03	Cloudy	27782	2.6732	2.6801	11059.49	11060.49	1.00	0.92	0.92	0.92	55	125.4
23-Oct-18	9:40	Cloudy	27905	2.7024	2.7099	11060.49	11061.49	1.00	0.92	0.92	0.92	55	136.3
23-Oct-18	13:00	Cloudy	27900	2.6539	2.6583	11061.49	11062.49	1.00	0.92	0.92	0.92	55	80.0

Remarks: Due to interruption of electricity, the 1hr TSP was rescheduled from 6 October to 8 October 2018.



Location: CMA6a - WD2 PRE Office

Report on 24-hour TSP monitoring

Action Level - 187.3 $\mu\text{g}/\text{m}^3$
Limit Level - 260 $\mu\text{g}/\text{m}^3$

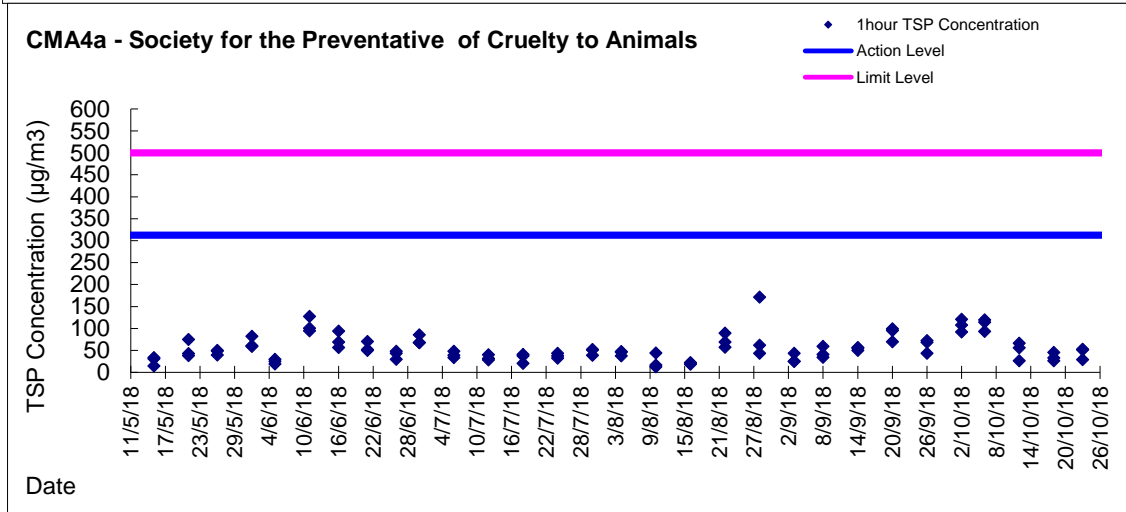
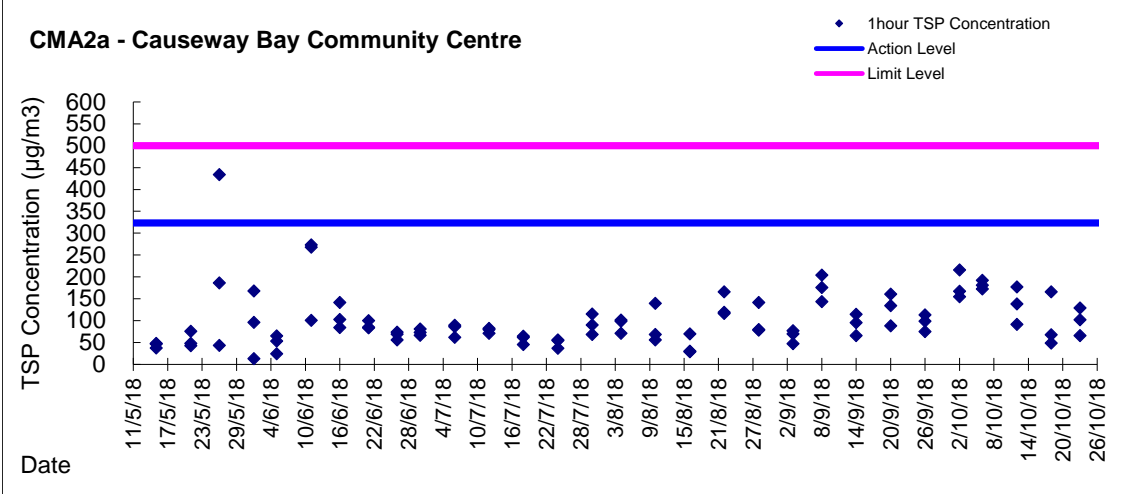
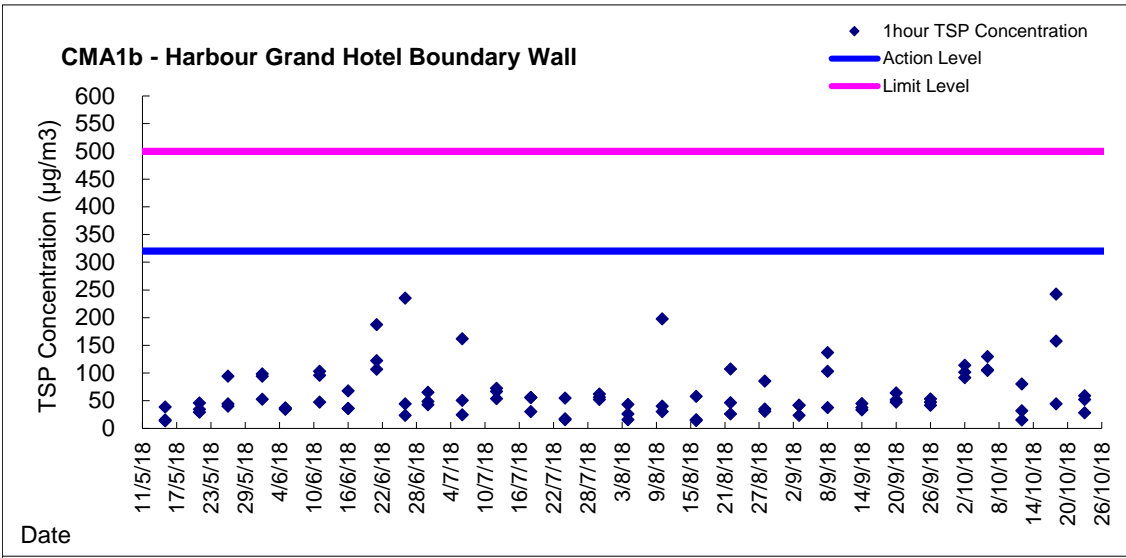
Date	Sampling Time	Weather Condition	Filter paper no.	Filter Weight, g		Elapse Time, hr		Sampling Time, hr	Flow Rate, m^3/min			Total Volume, m^3	TSP Level, $\mu\text{g}/\text{m}^3$
				Initial	Final	Initial	Final		Initial, Q_{si}	Final, Q_{sf}	Average		
29-Sep-18	8:00	Fine	27569	2.6422	2.7630	4612.04	4636.04	24.00	1.10	1.10	1.10	1579	76.5
5-Oct-18	8:00	Fine	27635	2.6820	2.7841	4639.04	4663.04	24.00	0.98	0.98	0.98	1410	72.4
11-Oct-18	8:00	Cloudy	27697	2.6868	2.7780	4666.04	4690.04	24.00	1.05	1.05	1.05	1511	60.4
16-Oct-18	8:00	Cloudy	27746	2.6734	2.7515	4693.04	4717.04	24.00	1.04	1.04	1.04	1504	51.9
22-Oct-18	8:00	Cloudy	27813	2.6667	2.7740	4720.04	4744.04	24.00	1.05	1.05	1.05	1518	70.7

Report on 1-hour TSP monitoring

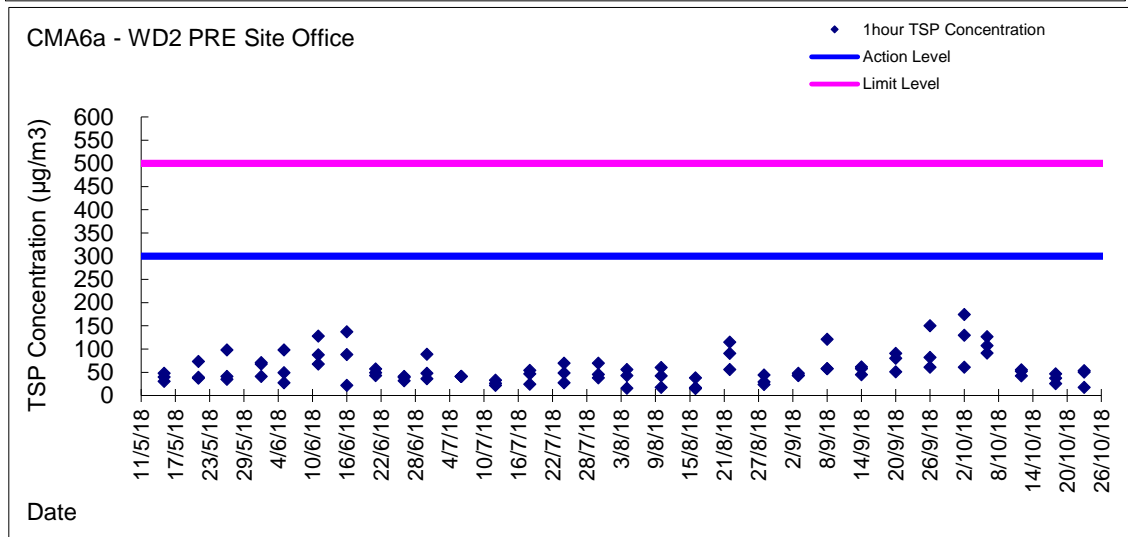
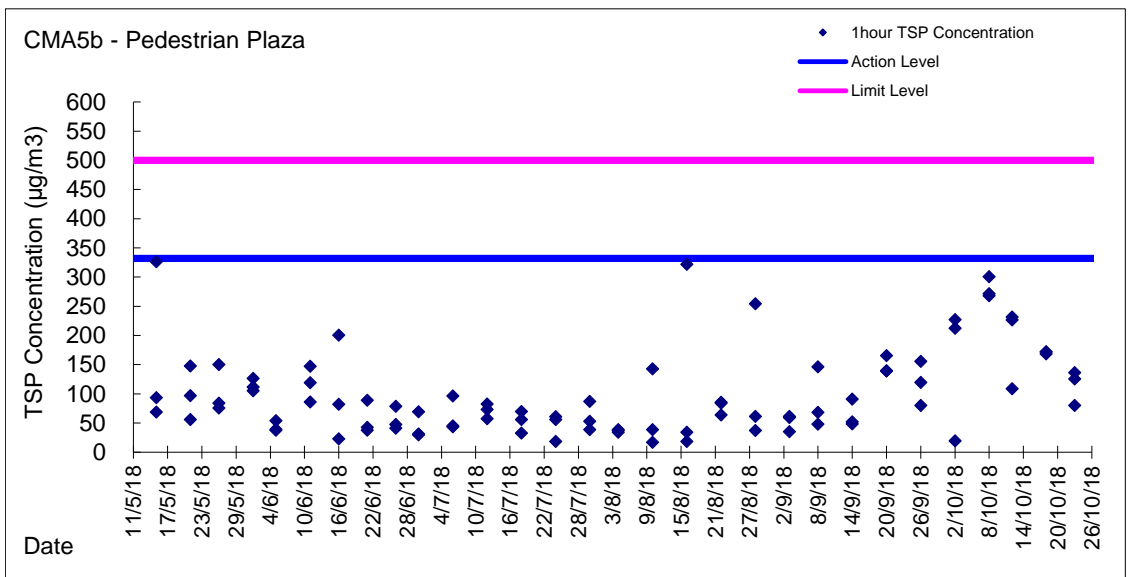
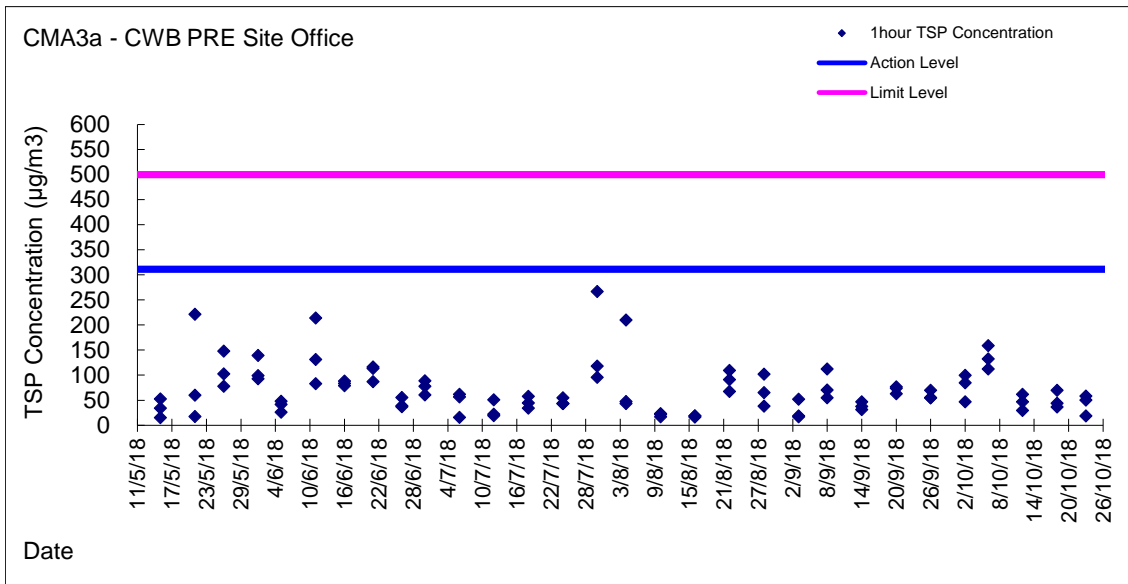
Action Level - 300.1 $\mu\text{g}/\text{m}^3$
Limit Level - 500 $\mu\text{g}/\text{m}^3$

Date	Sampling Time	Weather Condition	Filter paper no.	Filter Weight, g		Elapse Time, hr		Sampling Time, hr	Flow Rate, m^3/min			Total Volume, m^3	TSP Level, $\mu\text{g}/\text{m}^3$
				Initial	Final	Initial	Final		Initial, Q_{si}	Final, Q_{sf}	Average		
2-Oct-18	8:20	Fine	27656	2.6777	2.6886	4636.04	4637.04	1.00	1.04	1.04	1.04	62	174.6
2-Oct-18	10:05	Fine	27648	2.6929	2.6965	4637.04	4638.04	1.00	0.98	0.98	0.98	59	61.2
2-Oct-18	13:00	Fine	27643	2.6977	2.7058	4638.04	4639.04	1.00	1.04	1.04	1.04	62	129.8
6-Oct-18	8:40	Fine	27227	2.6584	2.6651	4663.04	4664.04	1.00	1.04	1.04	1.04	62	107.5
6-Oct-18	9:45	Fine	27225	2.6493	2.6550	4664.04	4665.04	1.00	1.04	1.04	1.04	62	91.4
6-Oct-18	14:53	Fine	27574	2.6667	2.6746	4665.04	4666.04	1.00	1.04	1.04	1.04	62	126.7
12-Oct-18	8:10	Cloudy	27690	2.6886	2.6911	4690.04	4691.04	1.00	0.99	0.99	0.99	59	42.2
12-Oct-18	9:30	Cloudy	27724	2.6479	2.6510	4691.04	4692.04	1.00	0.99	0.99	0.99	59	52.3
12-Oct-18	13:00	Cloudy	27748	2.6652	2.6689	4692.04	4693.04	1.00	1.11	1.11	1.11	67	55.6
18-Oct-18	14:00	Cloudy	27832	2.6939	2.6956	4717.04	4718.04	1.00	1.11	1.11	1.11	66	25.6
18-Oct-18	15:27	Cloudy	27816	2.6773	2.6798	4718.04	4719.04	1.00	1.11	1.11	1.11	66	37.6
18-Oct-18	16:45	Cloudy	27814	2.6769	2.6800	4719.04	4720.04	1.00	1.11	1.11	1.11	66	46.6
23-Oct-18	8:05	Cloudy	27892	2.7101	2.7135	4744.04	4745.04	1.00	1.05	1.05	1.05	63	53.7
23-Oct-18	9:45	Cloudy	27887	2.6869	2.6901	4745.04	4746.04	1.00	1.05	1.05	1.05	63	50.6
23-Oct-18	13:00	Cloudy	27908	2.6717	2.6728	4746.04	4747.04	1.00	1.05	1.05	1.05	63	17.4

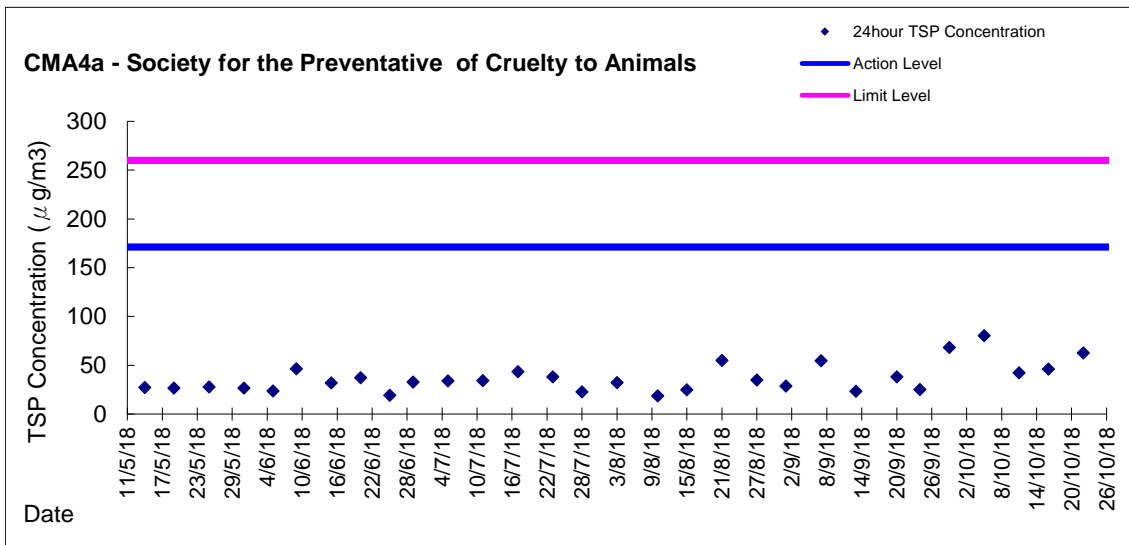
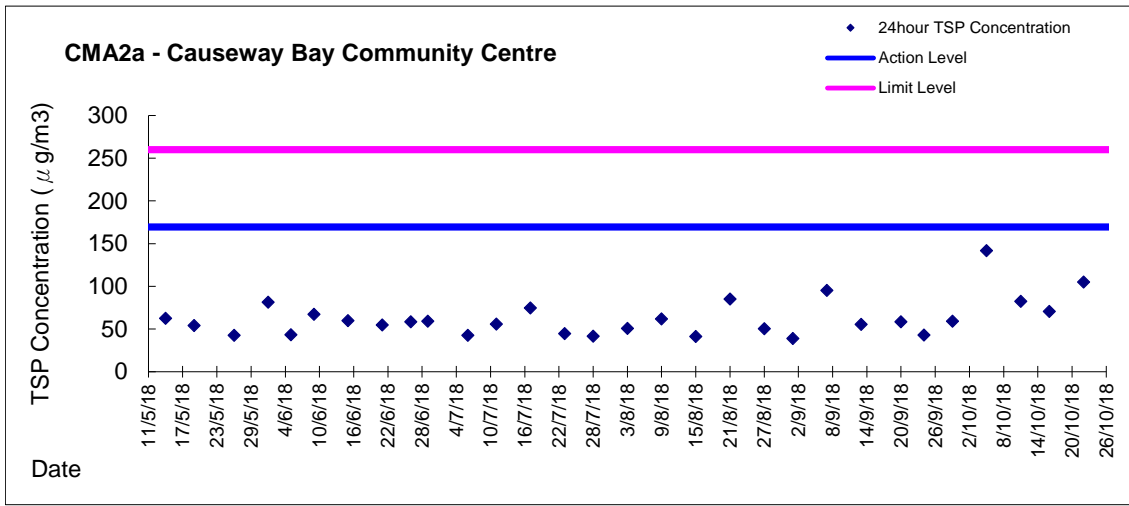
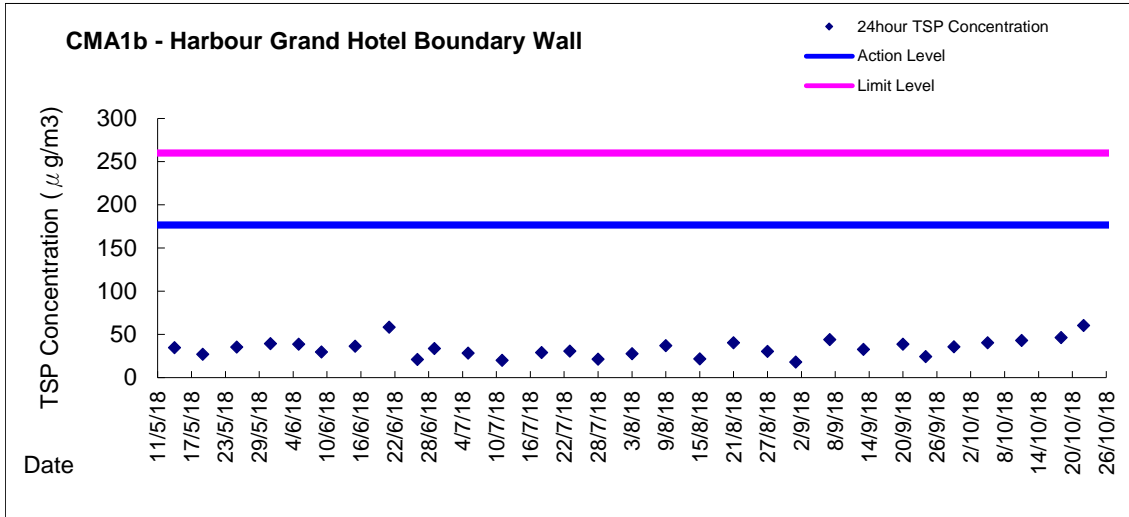
Graphic Presentation of 1 hour TSP Result



Graphic Presentation of 1 hour TSP Result



Graphic Presentation of 24 hour TSP Result



Graphic Presentation of 24 hour TSP Result

